

2018 ISLANDS CLEAN UP SCHEDULE

FINAL



Date	Time	Island Event
Sat, Jul 7*	Start 7:00am	Gambier Island – Flag Stop Start at Avalon Bay at 7:00am, head toward: West Bay, Centre Bay, Long Bay, Hope Point, Fircom, Halkett Bay, Brigade Bay, Anvil Island, Douglas Bay, finish at Ekins Point area.
Sat, Jul 14*	Start 7:30am	Nelson Island – Flag Stop Start at 7:30am at Fearney Pt., head toward Quarry Bay.
Sat, Aug 11*	Start 9:00am	Trail Island – Flag Stop Start east Trail Island at 9:00am
Sat, Aug 11	Start 11:30am	Thormanby Island Vaucroft 11:30am, Buccaneer 5:00pm
Sat, Aug 25*	Start 8:30am	Keats Island – Flag Stop Start at Plumper’s Cove at 8:30am, head toward: Melody Point, Barnabus, Cotton Point, Ragged, Pasley, Worlcombe, Popham, Hermit, finish at Sandy Beach.
Sat, Aug 25	8:00am – 4:00pm	Keats Island Keats Landing – 8:00am – 3:00pm Eastbourne – 9:00am – 4:00pm
Sat, Aug 25	8:00am – 4:00pm	Gambier Island New Brighton

On-land and Flag Stop Event Information


- Residents are responsible for loading materials into the containers provided, or onto the barge. Unattended materials will not be picked up.
- Garbage, if bagged, must be in *clear* bags.
- Materials accepted, how to sort and prepare: www.scrd.ca/islands-cleanup

*Flag Stop Information

- Registration is required: 604.885.6806 or infrastructure@scrd.ca
- Provide detailed information on location and any hazards to access/egress.
- Deadline to register is 1 week prior to event.
- The barge will stop only at registered locations.
- The barge may arrive earlier or later than anticipated due to weather and tides.
- Must display a flag or something bright that is visible from a long distance and in poor weather. Ensure that it is visible on the day of the event. E.g. yellow or red PFP.
- Must move any boats out of the way for barge access.
- Must be at dock to load materials onto barge.
- Dates may change due to poor weather.

For more information: 604.885.6806 or infrastructure@scrd.ca

2018 SUNSHINE COAST ISLANDS CLEAN UP



MATERIALS COLLECTED

Maximum Load Size – 1 cubic meter per household (size of 2 washing machines)

Remove all batteries from items; place any loose **nails/screws in a container.**

Household garbage **must** be placed in **CLEAR** plastic bags or it will **not** be accepted.

Metal - 98% metal

- Large appliances (e.g. stoves, washers, dryers, dishwashers)
- Misc. scrap metal (e.g. lawn furniture, bed frames, pipes, misc. metal)
- Fridges & freezers (e.g. contains Freon)
- Lawnmowers, trimmers etc. - **must** have gas and oil removed
- Prawn and crab traps

*** Find details about specific household recyclables, batteries and propane tanks accepted for collection at:**

www.scrd.ca/islands-cleanup

General Garbage

- Durable goods (e.g. stuffed chairs, sofas, mattresses, pink insulation)
- Misc. garbage - if bagged, **must** be in **clear** plastic bags
- Fish nets - **must** be contained in **clear** plastic bags. Loose fish nets not accepted
- Tarps, rope, large sheets of plastic, hoses, carpet/underlay – keep separate from other garbage

Glass – separate bin

- Pane glass - **must be removed from frame, broken into pieces and placed in cardboard box**
- Glass bottles, jars – *clean, keep separate from other household recyclables*

Household Recyclables* - must be separated into categories below.

- Cardboard – *flatten*
- Mixed paper & newspaper –*no books*
- Tin/Aluminium Cans – *clean*
- Rigid plastic containers – *clean*
- Plastic shopping bags, bread and produce bags
- Styrofoam packaging and food trays – *clean*

Mattresses

- Spring, foam, box springs

Cell Phones* - *remove SIM card; erase personal information*

Household Batteries* - *tape terminals*

SPECIAL ITEM: Propane Tanks* - *must be empty*

A “Special Item” Schedule for 2018 – 2022 is now available to help island residents plan for disposal of certain recyclable items.

Visit: www.scrd.ca/islands-cleanup

MATERIALS NOT COLLECTED

- Boats (e.g. canoes, kayaks, skiffs)
- Construction and demolition waste (e.g. wood, roofing shingles, gypsum, vinyl flooring, vermiculite insulation)
- Glass still in frames (e.g. windows, doors)
- Household hazardous waste (e.g. cleaners, pesticides, flammables, flares, oily rags, gas, oil, fireworks)
- Items longer than 12ft
- Organics (e.g. food waste, yard waste)
- Wood furniture (e.g. book cases, shelving, chairs, desks, rattan)

To learn why these items are not accepted, and what to do with them, see the “Materials FAQs” at:

www.scrd.ca/islands-cleanup

SPECIAL ITEMS NOT COLLECTED IN 2018 – [See Special Item Schedule for 2018 – 2022](#)

- Electronic Waste
- Lead Acid Batteries
- Paint Products
- Small Appliances
- Tires



2018 ISLANDS CLEAN UP

HOUSEHOLD RECYCLABLES - Visit Recycle BC for more information

NOTE: Glass is **accepted** in a separate bin (bottles & jars and pane glass removed from frames).



ACCEPTED

Sort into categories below prior to event

CARDBOARD

- Corrugated boxes
 - **FLATTEN** to optimize space, **CUT** into smaller pieces if box is big

CARTONS AND PAPER CUPS

- Milk, juice and soup cartons, tetra-paks, coffee cups
 - **RINSE** to remove residue

METAL CONTAINERS

- Pop cans, tin cans, aluminum foil and trays
 - **RINSE** to remove food or grease

PRINTED PAPER AND PAPER PACKAGING

- Newspaper & flyers, magazines, catalogues, telephone directories, cereal, tissue & detergent boxes, junk mail, writing paper, computer paper, envelopes, paper gift wrap & cards (remove ribbons and bows), paper bags & rolls, paper egg cartons
 - **MUST** be clean and unwaxed with plastic liners removed
 - **FLATTEN** to optimize space

PLASTIC CONTAINERS & LIDS

- Containers, jugs, cold drink cups, bottles, empty prescription containers, caps, tops, lids and pumps
 - **RINSE** to remove dirt, food or grease

PLASTIC PLANT POTS AND SEEDLING TRAYS

- **WIPE** to remove dirt, keep separate from other containers

PLASTIC SHOPPING BAGS, BREAD AND PRODUCE BAGS, OVERWRAP

- **BAG OF BAGS**, bundle all bags into a plastic shopping bag

STYROFOAM

- Food trays, cups
- Cushion foam for packaging (e.g. around computer)
 - **RINSE** food trays and cups to remove food, liquid or grease

NOT ACCEPTED

*See Material FAQs for where to recycle items marked with asterisk

BOOKS*

- Soft and hard cover

FABRIC*

- Clothing, textiles, cloth diapers

FOIL BAGS & WRAP

- Potato chip/candy/food bags, foil gift wrap

FOOD* & PET WASTE or any perishables

LIGHT BULBS*

PLASTIC - OTHER

- Tarps, toys, tubes, motor oil containers, coolers, Rubbermaid bins, stand-up pouches, zip-lock bags

SOILED PRODUCTS

- Diapers, Q-tips, toilet paper

STYROFOAM

- Peanuts, chips, noodles
- Foam insulation

SYRINGES or medical supplies of any kind

WAXED CARDBOARD

OTHER

- Car parts, ceramic products, wooden items



2018 ISLANDS CLEAN UP EVENT

PROPANE TANKS



NOTE:

- **MUST BE EMPTY**
- **HAVE PROPANE TANK VALVES OPEN TO DEMONSTRATE TANKS ARE EMPTY**

Products **ACCEPTED**

PROPANE TANKS

- Must be empty
- Up to **25lb max** (e.g. size of a typical BBQ tank)
- Have valves open at collection to demonstrate your tank(s) are empty
- Place in separate propane tank bin

Products **NOT ACCEPTED**

PROPANE TANKS GREATER THAN 25lb

DAMAGED TANKS

- That appear corrosive or to be leaking
- That appear damaged from a fire
- Are dented or damaged in any other way

FIRE EXTINGUISHERS

OTHER PRESSURIZED TANKS

OXYGEN TANKS

2018 ISLANDS CLEAN UP: HOW TO PREPARE

For more information: www.scrd.ca/islands-cleanup



FOR ALL EVENTS




Household Garbage:
Must be in
clear garbage bags
or will not be accepted



Place loose nails &
screws in a container



Please help load
materials into bins or
onto barge



Place fishing nets in clear bags



Glass Bottles
& Jars



Place glass bottles and jars and pane glass
removed from frame in bin provided at event.



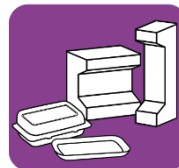
Mixed Containers



Mixed Paper

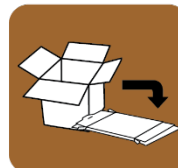


Plastic Bags &
Overwrap



Foam Packaging

Sort recyclables before event



Flatten
cardboard
boxes

FOR FLAG STOPS

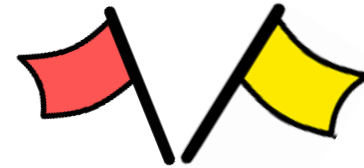


Resident must be at dock
when barge arrives


Unattended loads will not
be picked up



If possible, please move
boats out of the way so that
barge can access your dock



Place bright flag or
personal flotation
device (PFD) at your
dock to be visible by
barge operator



The barge may arrive
earlier or later than
anticipated